Tre Ci Luce

presents

H*igh* I*ntensity* D*esign* E*xpression*



Fall/Winter 2010 Collection Preview

H I D E

Design: Serge and Robert Cornelissen 2010

Light+Building 2010

Tre Ci Luce presenta un'anteprima della prossima collezione Autunno/Inverno 2010, progettata in collaborazione con i designer belga **Serge and Robert Cornelissen**.

Tre Ci Luce presents a preview of the coming Fall/Winter collection 2010, which has been developed together with the Belgian designers **Serge and Robert Cornelissen**.

Tre Ci Luce stellt seine kommende Herbst/Winter Kollektion 2010 vor, die zusammen mit den belgischen Designern **Serge und Robert Cornelissen** entwickelt wurde.

130
260
←cm→
13
7.4
26
13

H I D E

Design: **Serge and Robert Cornelissen** 2010

Tre Ci Luce, in continuo rafforzamento nel settore tecnico-architetturale, vuole abbracciare lo stato dell'arte nel campo delle sorgenti luminose, accompagnando la transizione dalle fonti più tradizionali ai **LED**, al fine di garantire al professionista dell'illuminazione la massima flessibilità progettuale. **La famiglia Hide** si compone di una vasta gamma di apparecchi caratterizzati dal design Tre Ci Luce: linee geometriche, pulite ed eleganti, che richiamano forme che ora tornano prepotentemente di moda nel campo del design e dell'architettura.
La famiglia si compone di tre dimensioni: proiettori orientabili piccoli (**Ø = 7,4 cm**) e medi (**Ø = 13 cm**) e versioni downlight grandi (**Ø = 26 cm**), che supportano molteplici sorgenti luminose: dalla alogena a bassissima tensione anche con riflettore dicroico, al LED, alle varie tipologie di ioduri metallici, alla fluorescenza anche con elevate potenze.
La struttura principale, realizzata in alluminio nero opaco, cela al proprio interno tutta la componentistica necessaria ed è rivestita da una cover laccata lucida bianca o nera. Altri colori saranno disponibili su richiesta. La gamma si completerà con filtri, lenti ed accessori antiabbagliamento.

ENERGY SAVER

Tre Ci Luce, thus reinforcing the technical-architectural sector, wants to embrace the up-to-date evolution of the light sources with the transition from conventional lamps to **LED technology**, in order to grant the greatest flexibility to architects and lighting designers. **Hide family** consists of a vast range of fixtures featuring the typical Tre Ci Luce design: geometric lines, sober and elegant, that recall shapes and styles which are trendy again in the design and architecture field.
The range consists in 3 sizes: small (**Ø = 7,4 cm**) a medium (**Ø = 13 cm**) adjustable projectors, and bigger downlight versions (**Ø = 26 cm**), which support various light sources: from safety extra-low voltage (SELV) halogen lamps, also with dichroic reflector, to LED technology; from the different metal halide types to compact fluorescent lamps, even with high wattages.
The main structure, made of black matt aluminium, hides all the technical components inside and it is covered with a white or black glossy shield. Further colours will be available on demand. The family will be completed with filters, lenses and anti-glaring accessories.

Tre Ci Luce

40 YEARS

Tre Ci Luce, um sich im Bereich der Architektur und Technik immer weiter zu verstärken, möchte die aktuelle Entwicklung der Lichtquellen mit dem Übergang von herkömmlichen Leuchtmitteln zur **LED-Technologie** Rechnung tragen, um eine große Flexibilität zu Architekten und Lichtplanern zu geben. **Hide Familie** besteht aus einer großen Serie von Leuchten, die das typische Tre Ci Luce Design kennzeichnet: geometrische Linien, deutliche und elegante Formen und Arten, erinnern wieder an Design und Architektur, die gerade jetzt wieder stark in Mode gekommen sind.
Die Familie besteht aus 3 Größen: klein (**Ø = 7.4 cm**) und medium (**Ø = 13 cm**) verstellbaren Strahlern und die größere „downlight" Versionen (**Ø = 26 cm**), die verschiedene Lichtquellen besitzen. Von der Niedervolthalogenlampe, auch mit dicroic Reflektoren, bis zur LED-Technologie; von den verschiedenen Halogenmetalldampflampen bis zur Leuchtstofflampe, sogar mit hohen Wattagen zu verbinden.
Die Hauptstruktur, aus schwarz matten Aluminium gebildet, versteckt alle technischen inneren Bestandteile und wird mit einem weißen oder schwarz glänzenden Schild umfaßt. Weitere Farben sind auf Anfrage möglich. Die Familie wird mit Filtern, Linsen und Antiblend Zubehör als Option ergänzt.

HIDE – RANGE CONCEPT

		CEILING	WALL	TRACK	RECESSED	SUSPENDED
ACCENT AND SPOT LIGHT						
Hide 7	adjustable	LED - max 6W			LED - max 6W	
		Halo 12V with reflector - max 50W			Halo 12V with reflector - max 50W	
		Halo 230V with reflector - max 100W			Halo 230V with reflector - max 100W	
		HIT metal halide - max 35W			HIT metal halide - max 35W	
Hide 13		LED - max 20W		LED - max 20W	LED - max 20W	
		Halo 12V with reflector - max 100W		Halo 12V - max 100W	Halo 12V - max 100W	
		HIT metal halide - max 70W		HIT metal halide - max 70W	HIT metal halide - max 70W	
GENERAL LIGHT – DOWNLIGHT						
Hide 26		Fluo - max 57/70W				Fluo - max 57/70W
		HIT metal halide - max 70/150W				HIT metal halide - max 70/150W

Tre Ci Luce

40 YEARS

TRE CI LUCE S.p.A.
C.so Europa, 8 20020 CESATE (MI) Italy
Tel. +39 02 99087.1 Fax +39 02 99489062
www.treciluce.com - info@treciluce.com

Shadow Light

DESIGN: **FERRARA PALLADINO**

Shadow

Mod. Com. (2006)

Ampia gamma di apparecchi a sospensione con emissione di luce diretta/indiretta, a plafone e a incasso con emissione solo diretta. La famiglia si compone di corpi illuminanti di diverse misure, sia a luce diffusa (Shadow Light) sia a controllo di luminanza (Shadow Trilli), che si avvalgono della Tecnologia Trilli brevettata (vd. pag. 30). Corpo dell'apparecchio in estruso di alluminio anodizzato, nelle finiture alluminio naturale e nero. Nella versione Shadow Light, il diffusore è in policarbonato infrangibile, con protezione UV e con superficie trattata per un'ottimale distribuzione luminosa. Alimentatori elettronici multipotenza, anche con tecnologia dimmerabile, sia analogica che digitale. Nelle versioni rettangolari sono disponibili le varianti monolampada e bilampada. Possibilità di emergenza permanente integrata da 1 o 3 ore.

A wide range of suspended fixtures featuring direct/indirect light output, along with ceiling-mounted and recessed fixtures for direct light output only. The family includes a variety of dimensions, featuring both diffused light (Shadow Light) and luminance control (Shadow Trilli), supported by the patented Trilli Technology (see page 30). Anodized extruded aluminium structure, with natural aluminium and black finishes. In the Shadow Light version, the diffuser is made of unbreakable, UV-resistant opal polycarbonate, treated for an optimal light distribution. Multi-wattage electronic, analogue or digital dimmable control gear. In the rectangular versions, fixtures with one or two lamps are available. Integrated 1 or 3 hours maintained emergency lighting system available.

Die Produktfamilie besteht aus Pendelleuchten mit direkt/indirektem Lichtanteil, sowie aus Decken- und Einbauleuchten mit direktem Lichtanteil. Eine Vielzahl von Längen für diffuses Licht (Shadow Light) oder reine Arbeitsplatzbeleuchtung (Shadow Trilli), welche durch die patentierte Trilli Technologie realisiert wird (Seite 30), sind erhältich. Ausführungen: eloxiertes Aluminium und eloxiertes schwarz. Die Abdeckung der Shadow Light besteht aus einem bruchfesten Opalpolycarbonat mit UV – Schutz für eine optimale Lichtverteilung. Die Leuchten werden auf Wunsch mit Multi-Watt, analog dimmbaren oder digital dimmbaren elektronische Vorschaltgeräte und wahlweise mit Notlichteinheit für 1 h oder 3h Notlichtbetrieb geliefert. Je nach Ausführung sind die rechteckigen Versionen ein- oder zwei Lampig bestückt.

Vaste gamme d'appareils à suspension avec émission de lumière directe/indirecte, plafonniers et à emboîter avec émission seulement directe. La famille se compose de corps éclairants de différentes mesures, soit avec lumière diffuses (Shadow Light), soit avec contrôle de luminosité (Shadow Trilli), qui se servent de la technologie Trilli brevetée (voir page 10). Corps de d'appareil en extrusion d'aluminium anodisé, dans les finitions aluminium naturel et noir. Dans la version Shadow Light, l'écran est en polycarbonate incassable, anti UV et surface spécialement traitée pour permettre une diffusion optimale de la lumière. Alimentateurs électroniques multi-puissances, aussi avec gradateur, soit analogique que digitale. Dans les versions rectangulaires, les variantes mono-lampe et bi-lampe sont disponibles. Possibilité d'unité de secours permanente intégrée 1 ou 3 heures.

Обширная гамма подвесных осветительных приборов прямого и непрямого освещения, плафон или вмурованный прибор, но только прямого освещения. Гамма состоит из осветительных корпусов различных размеров, как рассеянного (Shadow Light), так и контролируемого яркость (Shadow Trilli) освещения, с воспользованием патентированной технологии Trilli (см стр. 30). Корпус осветительного прибора изготовлен из анодированного алюминия, отделка из натурального или чёрного алюминия. В версия Shadow Light диффузор изготовлен из небьющегося поликарбоната с защитой от ультрафиолетового излучения.; поверхность плафона обработана таким образом, чтобы гарантировать равномерное рассеивание света. Сверхмощные электронные питающие устройства, с аналогичными диммируемыми балластами, как в аналоговом, так и в цифровом исполнении. Прямоугольные версии осветительного прибора возмодны в варианте единичного или двойного светильника. Возможность длительного интегрированного аварийного режима от 1 до 3 часов.

Particolare attenzione viene prestata alla cura dei dettagli: l'apparecchio a sospensione è chiuso superiormente da una lastra di policarbonato trasparente, che evita l'ingresso di polvere o agenti esterni, garantendo performance di illuminazione ottimali e durevoli nel tempo.

The quality of this product is to be noticed in the details. The suspended fixture is closed on the top with a transparent polycarbonate sheet that prevents from the intrusion of solid objects and dust, thus granting optimal and lifelong lighting performances.

Die Qualität des Produktes liegt im Detail. Die Pendelleuchte ist auf der Oberseite mit einem transparenten Polycarbonat geschlossen, welches das Eindringen von Schmutz und Staub verhindert, und so die optimalen Voraussetzungen für eine lange Lebensdauer gewährleistet.

La qualité de ces produits se voit particulièrement dans les détails: l'appareils à suspension est fermé dans la partie supérieure par une plaque en polycarbonate transparente, ce qui évite l'entrée de poussières ou de petites particules: une garantie des performances d'éclairage optimales et durables dans le temps.

Особое внимание предоставленно деталям: Подвесной прибор закрыт в верхней части пластиной из прозрачного поликарбоната, который не позволяет проникновению пыли, и гарантирует высокое качество освещения и долгосрочность использования.

Un apposito utensile incluso facilita la rimozione del diffusore, agevolando le periodiche operazioni di manutenzione dell'apparecchio.

A proper accessory is included, which makes the removal of the diffuser and the periodic maintenance easier.

Um die Wartung der Leuchte zu vereinfachen wird das Zubehör zum herausnehmen des Reflektors mitgeliefert.

Un outil approprié inclus rend facile le déplacement de l'écran, pour aider les opérations périodiques de manutention de l'appareil.

Включённый специально аксессуар позволяет снятию диффузора для проведения работ по техническому обслуживанию аппарата.

Shadow 1 Light C

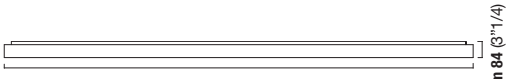

(Shadow 1-291 C) **mm 2910** (114”1/2)
(Shadow 1-230 C) **mm 2301** (90”1/2)
(Shadow 1-155 C) **mm 1549** (61”)
(Shadow 1-125 C) **mm 1251** (49”1/4)

mm 84 (3”1/4)

mm 190
(7”1/2)

(Shadow 1-291 C) **mm 2910** (114”1/2)
(Shadow 1-230 C) **mm 2301** (90”1/2)
(Shadow 1-155 C) **mm 1549** (61”)
(Shadow 1-125 C) **mm 1251** (49”1/4)

mm 190 (7”1/2)

Shadow 1 Light 291 C

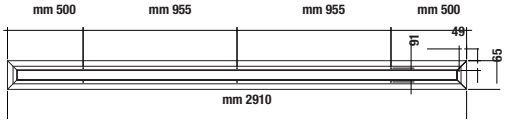

Shadow 1 Light 155 C

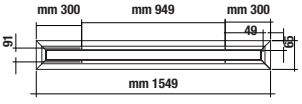

Shadow 1 Light 230 C

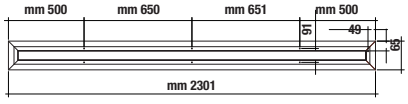

Shadow 1 Light 125 C

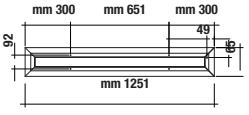

Shadow 1 Light 291 C

				Colore/Finish Ausführung Couleurs/Цвет	
2x35-49-80W T16		12,8	134600A.	05	10
2x35-49-80W T16	analog dim	12,8	134601A.	05	10
2x35-49-80W T16	DALI	12,8	134602A.	05	10
2x35-49-80W T16	DTD	12,8	134603A.	05	10
2x35-49-80W T16	1h 24h	13,3	134604A.	05	10
2x35-49-80W T16	3h 12h	13,8	134605A.	05	10

2x35-49-80W G5

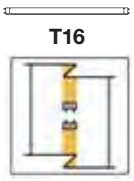

Height from eye level	**H**
Room size	**4H, 2H**
Reflectances (ceiling/walls/floor)	**0.7/0.5/0.2**
Distance between luminaries	**0.25H**

	35W	49W	80W
UGRendwise	17,9	18,8	20,1
UGRcrosswise	17,8	18,7	19,9

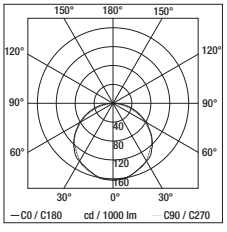

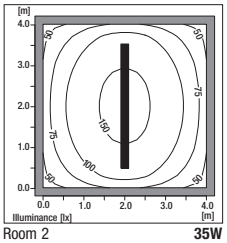

Room 2 **35W**

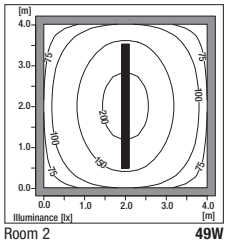

Room 2 **49W**

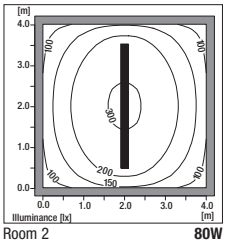

Room 2 **80W**

Shadow 1 Light 230 C

				Colore/Finish Ausführung Couleurs/Цвет	
2x28-54W T16		11,0	134582A.	05	10
2x28-54W T16	analog dim	11,0	134583A.	05	10
2x28-54W T16	DALI	11,0	134584A.	05	10
2x28-54W T16	DTD	11,0	134585A.	05	10
2x28-54W T16	1h 24h	11,5	134586A.	05	10
2x28-54W T16	3h 12h	12,0	134587A.	05	10

2x28-54W G5

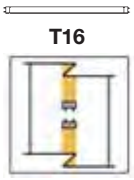

Height from eye level	H	
Room size	4H, 2H	
Reflectances (ceiling/walls/floor)	0.7/0.5/0.2	
Distance between luminaries	0.25H	
	28W	54W
UGRendwise	17,9	19,7
UGRcrosswise	17,7	19,6

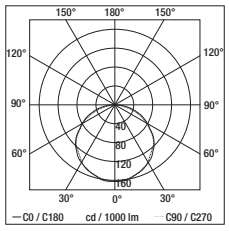

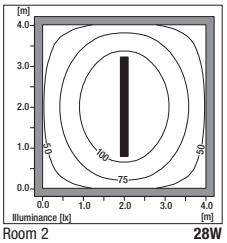

Room 2 **28W**

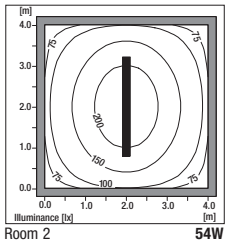

Room 2 **54W**

Shadow 1 Light 155 C

				Colore/Finish Ausführung Couleurs/Цвет	
1x35-49-80W T16		7,3	134594A.	05	10
1x35-49-80W T16	analog dim	7,3	134595A.	05	10
1x35-49-80W T16	DALI	7,3	134596A.	05	10
1x35-49-80W T16	DTD	7,3	134597A.	05	10
1x35-49-80W T16	1h 24h	7,8	134598A.	05	10
1x35-49-80W T16	3h 12h	8,3	134599A.	05	10

1x35-49-80W G5

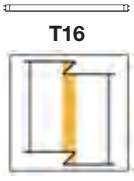

Height from eye level	H		
Room size	4H, 2H		
Reflectances (ceiling/walls/floor)	0.7/0.5/0.2		
Distance between luminaries	0.25H		
	35W	49W	80W
UGRendwise	17,9	18,8	20,1
UGRcrosswise	17,8	18,7	19,9

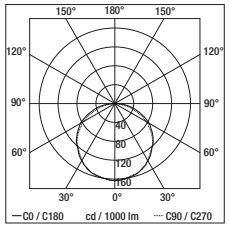

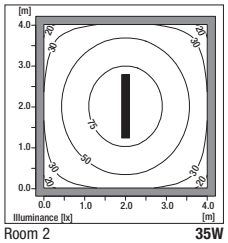

Room 2 **35W**

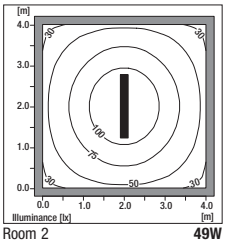

Room 2 **49W**

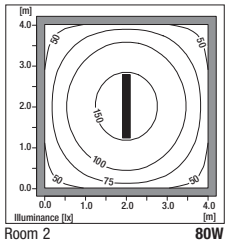

Room 2 **80W**

Shadow 1 Light 125 C

				Colore/Finish Ausführung Couleurs/Цвет	
1x28-54W T16		7,1	134576A.	05	10
1x28-54W T16	analog dim	7,1	134577A.	05	10
1x28-54W T16	DALI	7,1	134578A.	05	10
1x28-54W T16	DTD	7,1	134579A.	05	10
1x28-54W T16	1h 24h	7,6	134580A.	05	10
1x28-54W T16	3h 12h	8,1	134581A.	05	10

1x28-54W G5

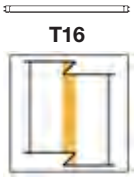

Height from eye level	H	
Room size	4H, 2H	
Reflectances (ceiling/walls/floor)	0.7/0.5/0.2	
Distance between luminaries	0.25H	
	28W	54W
UGRendwise	17,9	19,7
UGRcrosswise	17,8	19,6

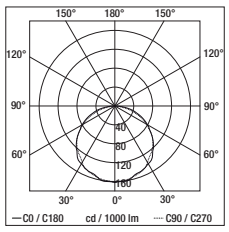

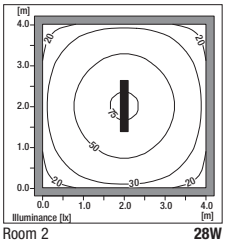

Room 2 **28W**

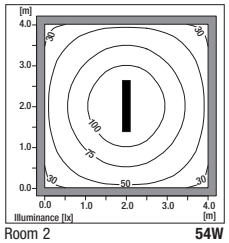

Room 2 **54W**

Shadow 2 Light C

(Shadow 2-291 C) **mm 2910** (114"1/2)
(Shadow 2-230 C) **mm 2301** (90"1/2)
(Shadow 2-155 C) **mm 1549** (61")
(Shadow 2-125 C) **mm 1251** (49"1/4)

mm 226
(9")

(Shadow 2-291 C) **mm 2910** (114"1/2)
(Shadow 2-230 C) **mm 2301** (90"1/2)
(Shadow 2-155 C) **mm 1549** (61")
(Shadow 2-125 C) **mm 1251** (49"1/4)

Shadow 2 Light 291 C

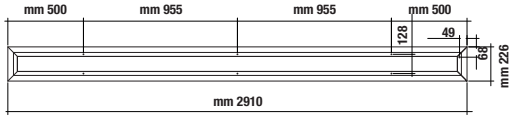

Shadow 2 Light 155 C

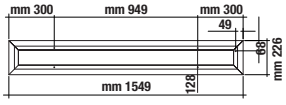

Shadow 2 Light 230 C

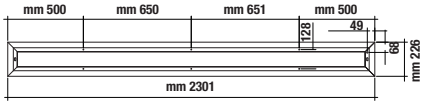

Shadow 2 Light 125 C

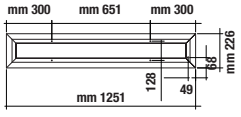

Shadow 2 Light 291 C				Colore/Finish Ausführung Couleurs/Цвет	
4x35-49-80W T16		13,0	141606A.	05	10
4x35-49-80W T16	analog dim	13,0	141607A.	05	10
4x35-49-80W T16	DALI	13,0	141608A.	05	10
4x35-49-80W T16	DTD	13,0	141609A.	05	10
4x35-49-80W T16	1h 24h	13,5	141610A.	05	10
4x35-49-80W T16	3h 12h	14,0	141611A.	05	10

4x35-49-80W G5

T16

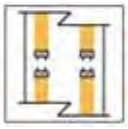

Height from eye level	**H**
Room size	**4H, 2H**
Reflectances (ceiling/walls/floor)	**0.7/0.5/0.2**
Distance between luminaries	**0.25H**

	35W	49W	80W
UGRendwise	19,4	20,3	21,5
UGRcrosswise	19,3	20,2	21,4

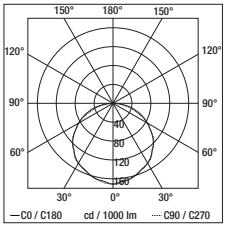

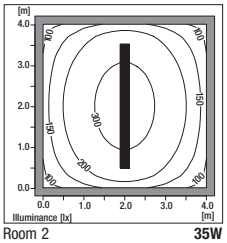

Room 2 **35W**

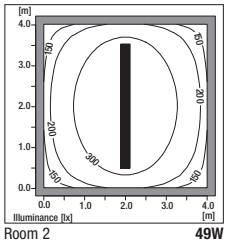

Room 2 **49W**

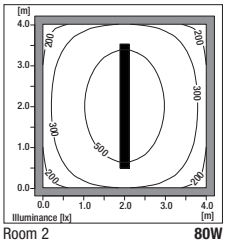

Room 2 **80W**

Shadow 2 Light 230 C

				Colore/Finish Ausführung Couleurs/Цвет	
4x28-54W T16		11,3	141588A.	05	10
4x28-54W T16	analog dim	11,3	141589A.	05	10
4x28-54W T16	DALI	11,3	141590A.	05	10
4x28-54W T16	DTD	11,3	141591A.	05	10
4x28-54W T16	1h 24h	11,8	141592A.	05	10
4x28-54W T16	3h 12h	12,3	141593A.	05	10

4x28-54W G5

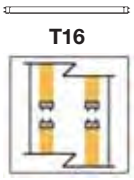

Height from eye level	H	
Room size	4H, 2H	
Reflectances (ceiling/walls/floor)	0.7/0.5/0.2	
Distance between luminaries	0.25H	
	28W	54W
UGRendwise	19,3	21,2
UGRcrosswise	19,2	21,1

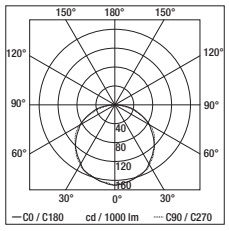

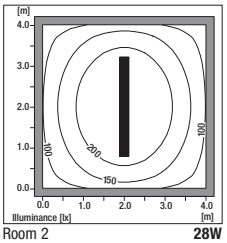

Room 2 28W



Room 2 54W

Shadow 2 Light 155 C

				Colore/Finish Ausführung Couleurs/Цвет	
2x35-49-80W T16		8,1	141600A.	05	10
2x35-49-80W T16	analog dim	8,1	141601A.	05	10
2x35-49-80W T16	DALI	8,1	141602A.	05	10
2x35-49-80W T16	DTD	8,1	141603A.	05	10
2x35-49-80W T16	1h 24h	8,6	141604A.	05	10
2x35-49-80W T16	3h 12h	9,1	141605A.	05	10

2x35-49-80W G5

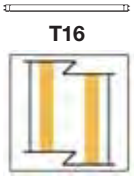

Height from eye level	H		
Room size	4H, 2H		
Reflectances (ceiling/walls/floor)	0.7/0.5/0.2		
Distance between luminaries	0.25H		
	35W	49W	80W
UGRendwise	19,4	20,3	21,5
UGRcrosswise	19,3	20,2	21,5

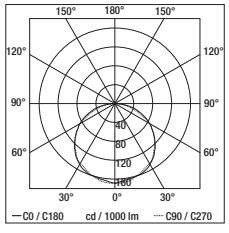

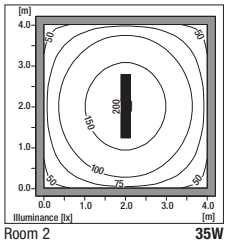

Room 2 35W

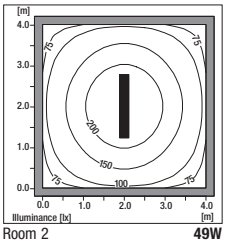

Room 2 49W

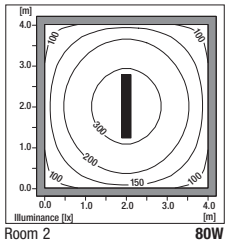

Room 2 80W

Shadow 2 Light 125 C

				Colore/Finish Ausführung Couleurs/Цвет	
2x28-54W T16		7,7	141582A.	05	10
2x28-54W T16	analog dim	7,7	141583A.	05	10
2x28-54W T16	DALI	7,7	141584A.	05	10
2x28-54W T16	DTD	7,7	141585A.	05	10
2x28-54W T16	1h 24h	8,2	141586A.	05	10
2x28-54W T16	3h 12h	8,7	141587A.	05	10

2x28-54W G5

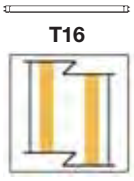

Height from eye level	H	
Room size	4H, 2H	
Reflectances (ceiling/walls/floor)	0.7/0.5/0.2	
Distance between luminaries	0.25H	
	28W	54W
UGRendwise	19,3	21,2
UGRcrosswise	19,2	21,1

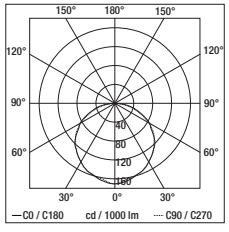

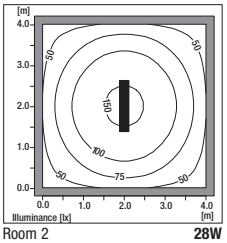

Room 2 28W

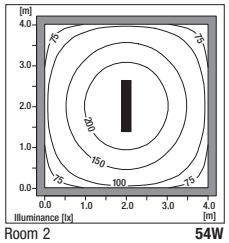

Room 2 54W

Shadow Light 131 C

IP 44 EC-4 750°C



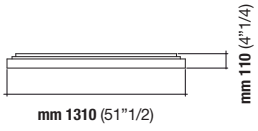

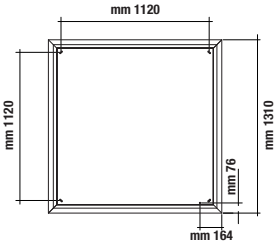

Shadow Light 131 C			Colore/Finish Ausführung Couleurs/Цвет	
8x28W T16	21,3	165492A.	05	10
8x28W T16	21,3	165494A	05	10
8x28W T16	21,3	165496A.	05	10
8x28W T16	21,3	165498A	05	10

8x28W G5

T16

Height from eye level	**H**
Room size	**4H, 2H**
Reflectances (ceiling/walls/floor)	**0.7/0.5/0.2**
Distance between luminaries	**0.25H**
$UGR_{endwise}$	**16,8**
$UGR_{crosswise}$	**16,7**

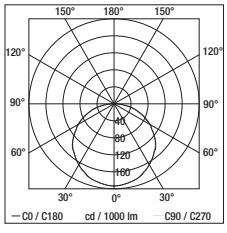

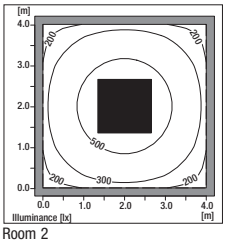

Room 2

Shadow Light 71 C

IP 44 EC-4 750°C



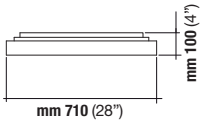

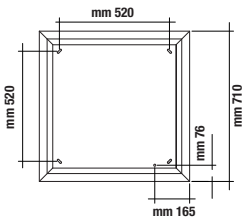

Shadow Light 71 C					Colore/Finish Ausführung Couleurs/Цвет	
4x24W T16			9,7	165398A.	05	10
4x24W T16			9,7	165503A.	05	10
4x24W T16		analog dim	9,7	165399A.	05	10
4x24W T16		switch dim	9,7	165400A.	05	10
4x24W T16		one4all	9,7	165410A.	05	10
4x24W T16	1h 24h		10,2	165429A.	05	10
4x24W T16	3h 12h		10,7	165430A.	05	10

4x24W G5

T16

Height from eye level	**H**
Room size	**4H, 2H**
Reflectances (ceiling/walls/floor)	**0.7/0.5/0.2**
Distance between luminaries	**0.25H**
$UGR_{endwise}$	**17,7**
$UGR_{crosswise}$	**17,6**

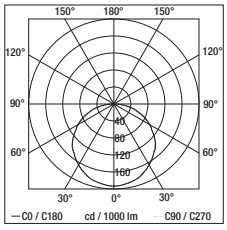

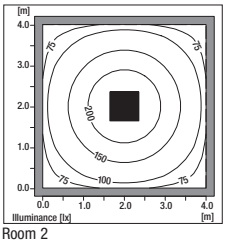

Room 2

Shadow Light 52 C-W

IP 44 EC-4 750°C



mm 520 (20"1/2)



mm 520 (20"1/2)

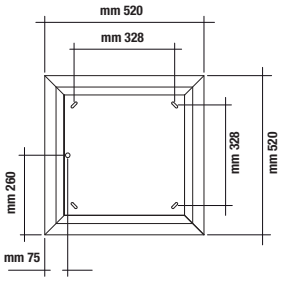

Shadow Light 52 C-W					Colore/Finish Ausführung Couleurs/Цвет	
3x36W TC-L			5,1	124619A.	05	10
3x36W TC-L			5,1	124620A.	05	10
3x36W TC-L		analog dim	5,1	124621A.	05	10
3x36W TC-L		switch dim	5,1	124622A.	05	10
3x36W TC-L		one4all	5,1	124623A.	05	10
3x36W TC-L	1h 24h		5,6	124624A.	05	10
3x36W TC-L	3h 12h		6,1	124625A.	05	10

3x36W 2G11

TC-L

Height from eye level	**H**
Room size	**4H, 2H**
Reflectances (ceiling/walls/floor)	**0.7/0.5/0.2**
Distance between luminaries	**0.25H**
$UGR_{endwise}$	**20,8**
$UGR_{crosswise}$	**20,8**

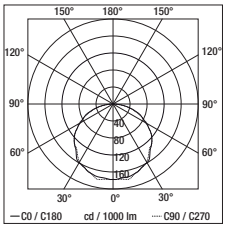

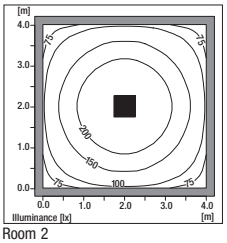

Room 2

Shadow Light 41 C-W

IP 44 EC-4 750°C



mm 411 (16"1/4)



mm 84 (3"1/4)

mm 411 (16"1/4)

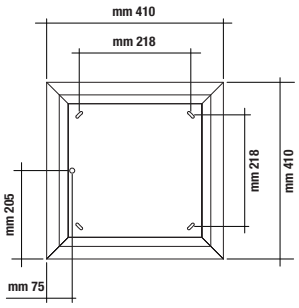

Shadow Light 41 C-W					Colore/Finish Ausführung Couleurs/Цвет	
3x24W TC-L		3,9	124613A.	05	10
3x24W TC-L	switch dim	3,9	124615A.	05	10
3x24W TC-L	one4all	3,9	124616A.	05	10
3x24W TC-L	1h 24h	4,4	124617A.	05	10
3x24W TC-L	3h 12h	4,9	124618A.	05	10

3x24W 2G11

TC-L

Height from eye level	**H**
Room size	**4H, 2H**
Reflectances (ceiling/walls/floor)	**0.7/0.5/0.2**
Distance between luminaries	**0.25H**
$UGR_{endwise}$	**21,0**
$UGR_{crosswise}$	**21,0**

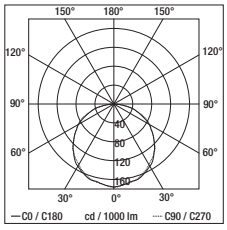

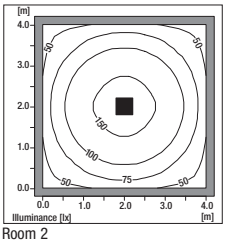

Room 2

LIGHT RUNNER

Design: CS&R, by DAVIDE MAGGIONI

Mod.Com. 2009

Geometrie luminose
Apparecchio di illuminazione da incasso, incasso a scomparsa, plafone e sospensione a luce diretta. Struttura in estruso di alluminio anodizzato, naturale o nero. Il diffusore è realizzato da un'unica sottile lastra in policarbonato infrangibile dello spessore di 0,75 mm, così flessibile da permettere il facile inserimento nelle apposite sedi, rendendo agevole la manutenzione periodica dell'apparecchio. Alimentatori elettronici multipotenza, anche dimmerabili. Nelle versioni più lunghe possibilità di emergenza permanente integrata da 1 ora.
Nella versione a sistema (Light Runner System), le lunghezze sono realizzabili su richiesta nella misura desiderata. Diffusore in policarbonato fornito nella lunghezza desiderata in un unico pezzo.

Lighting geometry
Lighting fixture with direct light output with different application possibilities: suspended, ceiling-mounted, recessed with and without trim. Anodized extruded aluminium structure, natural or black. The diffuser is made of a 0,75 mm thin unbreakable polycarbonate sheet, which is so flexible to be inserted into the proper slide guides and make maintenance operations easier. Multi-wattage dimmable and conventional electronic ballast. Integrated 1 hour permanent emergency unit available in the longer versions.
In the system version (Light Runner System), possibility to have a variety of lengths, on request. Polycarbonate diffuser can be delivered in one single piece in the desired length.

Geometrie von Licht
Eine Produktfamilie von Beleuchtungskörpern mit direktem Lichtanteil, die aus Pendel-, Decken- und Einbauleuchten (mit und ohne Rahmen) besteht. Die Struktur ist in den Versionen eloxiertes Aluminium oder eloxiertes Schwarz erhältlich. Die Abdeckung besteht aus einem bruchfesten 0,75 mm dünnem Opalpolycarbonat, welches dank seiner Flexibilität einfach in die Führungsstellen eingesetzt werden kann. Dies ermöglicht eine einfache Wartung der Leuchte. Die Leuchten werden auf Wunsch mit Multi-Watt oder digital dimmbaren elektronischen Vorschaltgeräten und wahlweise mit Notlichteinheit für 1 Stunde Notlichtbetrieb geliefert.
In der Version „Light Runner System" sind Sonderlängen auf Anfrage möglich. Die Polykarbonatabdeckung wird in der gewünschte Länge als durchgehende Abdeckung geliefert.



LIGHT RUNNER SYSTEM

Design: CS&R, by DAVIDE MAGGIONI

Mod.Com. 2009

Light Runner System S

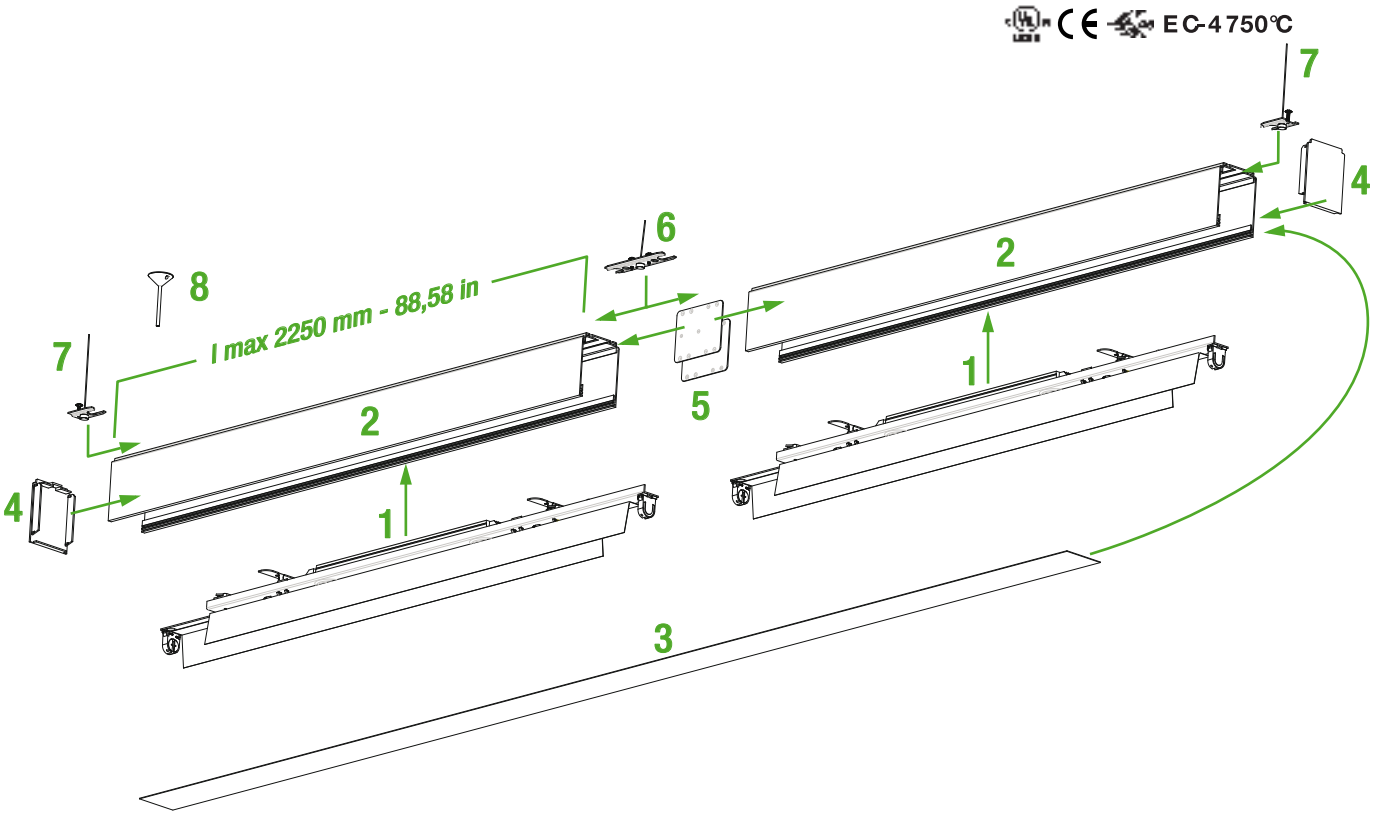

1

Light Runner Sys Module 147

watt				kg	CODE
35-49W	T16	G5		0,6 kg	**997575A.00**
35-49W	T16	G5	SWITCH DIM	0,6 kg	**997674A.00**
35-49W	T16	G5	oneCHIP	0,6 kg	**997675A.00**
35-49W	T16	G5	E 1hr 24h	0,6 kg	**997686A.00**

Light Runner Sys Module 117

watt				kg	CODE
28-54W	T16	G5		0,6 kg	**997576A.00**
28-54W	T16	G5	SWITCH DIM	0,6 kg	**997676A.00**
28-54W	T16	G5	oneCHIP	0,6 kg	**997677A.00**

Light Runner Sys Module 87

watt				kg	CODE
21-39W	T16	G5		0,5 kg	**997683A.00**
21-39W	T16	G5	SWITCH DIM	0,5 kg	**997684A.00**
21-39W	T16	G5	oneCHIP	0,5 kg	**997685A.00**

2

Light Runner Sys Structure 100 S/C
(l = 1000 mm, 39,37 in)

Code 988000A.COLOUR

3

Diffusore PC 100 (l = 1000 mm, 39,37 in)
PC diffuser 100

Code 985000A.00

4

Coppia tappi S/C
End caps kit S/C

Code 990000A.COLOUR

5

Kit connessione
Connection kit

Code 992000A.00

6

Kit sospensione S centrale
Central suspension kit S

Code 994000C.00

7

Kit sospensione S terminale
End suspension kit s

Code 994000E.00

8

Kit alimentazione 5 poli S
Feeding kit 5 core S

Code 995000A.17 (white)

Code 995000A.29 (grey)

.COLOUR

05	10

NB Technical & photometric data @ page 38

Light Runner System S

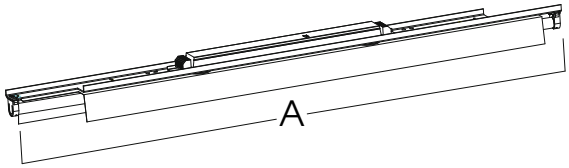

Name	Lamp	A mm in
Light Runner Sys Module 147		**1471** 57,91
Light Runner Sys Module 117		**1171** 46,10
Light Runner Sys Module 87		**871** 34,29

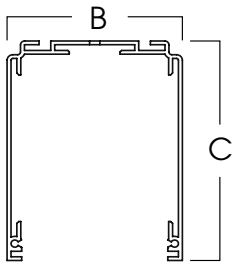

Name	B mm in	C mm in
Light Runner Sys Structure 100 S/C	**60** 2,36	**80** 3,15

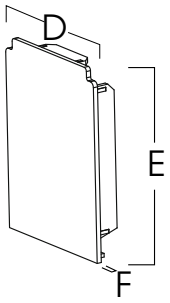

Name	D mm in	E mm in	F mm in
Light Runner Sys end caps	**60** 2,36	**80** 3,15	**2** 0,08

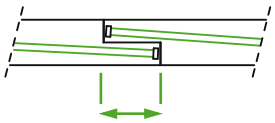

105 mm
max possible overlap

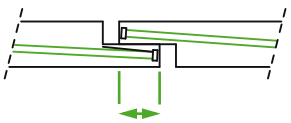

75 mm
min possible overlap

IT La possibilità di modificare la sovrapposizione delle sorgenti luminose permette di configurare il sistema nelle lunghezze desiderate.
EN You can assembly the system with the desired length by changing the lamps overlap.
DE Man kann das System in den gewünschten Längen konfigurieren, dank der Möglichkeit, die Lampen anders zu überlappen.

Per aiutare nella progettazione è a disposizione un apposito software gratuito sul sito www.treciluce.com/lrs
A free software is available on **www.treciluce.com/lrs** in order to help with the configuration
Ein kostenlos Software ist auf **www.treciluce.com/lrs** zur Verfügung, um mit der Konfiguration zu helfen

Attenzione

1 Per ottenere una luminanza del sistema ed una colorazione della luce omogenea, si consiglia di utilizzare sempre sorgenti appartenenti alla stessa categoria [HE: 21-28-35W, HO: 39-54W].
Si raccomanda di **non** impiegare le lampade da 49W insieme alle altre.

2 Su richiesta è possibile avere apparecchi fino a 4500 mm di lunghezza in un unico pezzo.

Warning

1 In order to have an homogeneity of colour and light, we suggest to use lamps of the same category [HE: 21-28-35W, HO: 39-54W].
We recommend **not to** use 49W lamps together with the others.

2 Fixtures up to 4500 mm in one single piece are available on demand.

Achtung

1 Um eine Homogenität von Licht und Farbe zu haben, am besten Leuchtmitteln von gleiche Kategorie [HE: 21-28-35W, HO: 39-54W] benutzen. 49W Leuchtmittel zusammen mit den anderen **nicht** mischen.

2 Leuchte bis 4500 mm in einem einzelnen Stück auf Anfrage verfügbar.

Come assemblare Light Runner System S e C

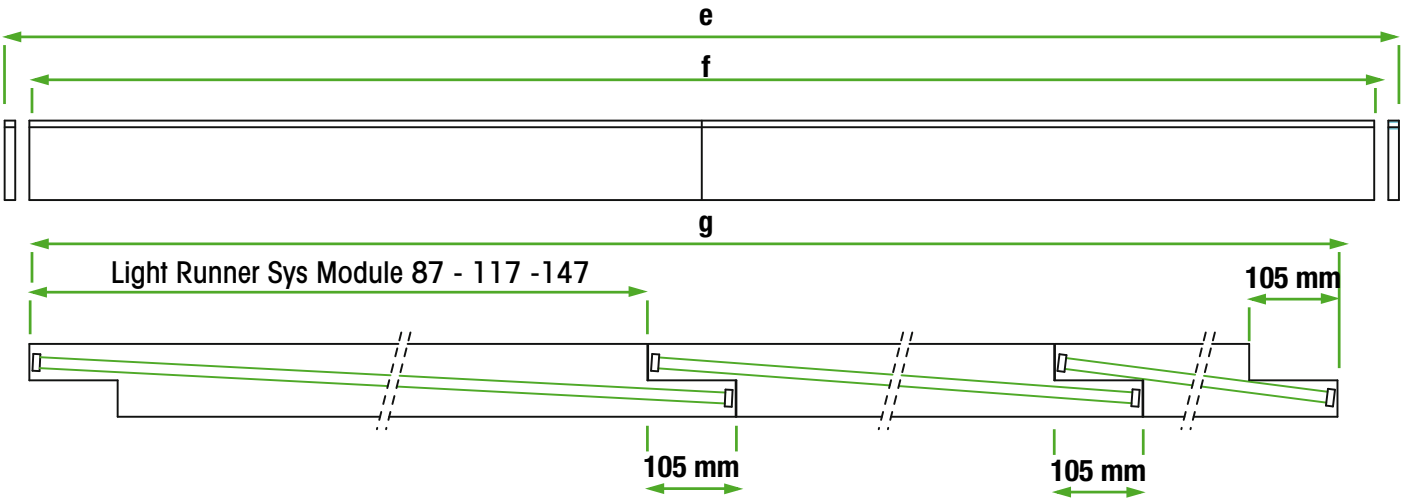

Il primo passo è definire la lunghezza, la tipologia e la finitura desiderata.
Esempio: versione a sospensione da 5741 mm [e], finitura alluminio anodizzato naturale, non dimmerabile.

Struttura:
Innanzitutto serve una **COPPIA TAPPI S/C** art. **990000A.05** alle estremità. Togliere lo spessore dei tappi laterali (ognuno 2 mm).
Es. 5741 – (2+2) = 5737 mm [f]

Servirà **LIGHT RUNNER SYS STRUCTURE 100 S/C** art. **988000A.05** per 5,737 m. E' sufficiente un **KIT CONNESSIONE** art. **992000A.00** ogni 2,25 m di struttura. Con una dimensione maggiore di 6 m ne occorreranno 3.

Diffusore:
Il diffusore in policarbonato sarà un pezzo unico 4 mm più corto della struttura [f].
*Es: 5737 - 4 = 5733 mm. Il **DIFFUSORE PC 100** art. **985000A.00** sarà lungo 5,733 m*

Elettrificazione:
Togliere 2 mm dalla dimensione della struttura [f] come tolleranza per il montaggio per ottenere la dimensione riservata alla superficie illuminante.
Es: 5737 - 2 = 5735 mm [g]

Sapendo che si hanno a disposizione 3 lunghezze di **LIGHT RUNNER SYS MODULE**, bisogna andare ad individuare quelli che permetteranno di ottenere la dimensione desiderata, in accordo con la formula:
L = m1 x 1471 + m2 x 1171 + m3 x 871 – [105 x (M – 1)] dove:
- m1 è il numero dei LIGHT RUNNER SYS MODULE 147 con lunghezza di 1471 mm
- m2 è il numero dei LIGHT RUNNER SYS MODULE 117 con lunghezza di 1171 mm
- m3 è il numero dei LIGHT RUNNER SYS MODULE 87 con lunghezza di 871 mm
- M è il numero dei LIGHT RUNNER SYS MODULE impiegati, dove M = m1 + m2 + m3

In questo caso si risolve con:
5735 = 3 x 1471 + 0 x 1171 + 2 x 871 – [105 x (5-1)],
5735 = 4413 + 0 + 1742 – 420

Serviranno quindi n. 3 **LIGHT RUNNER SYS MODULE 147** art. **997575A.00** e n. 2 **LIGHT RUNNER SYS MODULE 117** art. **997576A.00**. A questo punto servono n. 2 **KIT SOSPENSIONE S TERMINALE** art. **994000E.00** per le estremità e un **KIT SOSPENSIONE S CENTRALE** art. **994000C.00** per ogni punto di giunzione: nel caso in esame 1 solo. Prevedere infine un **KIT SOSPENSIONE 5 POLI S** art. **995000A.00** (ognuno porta max 8 A, circa 1840W).

Questi ultimi elementi non sono necessari per realizzare la versione a plafone Light Runner System C.

Come si vede dal disegno, i **LIGHT RUNNER SYS MODULE** si sovrappongono per 105 mm l'uno all'altro e si può diminuire questa sovrapposizione fino ad un massimo di 30 mm, portandola a 75 mm.
Nel caso in esame si utilizzano n. 5 **LIGHT RUNNER SYS MODULE**, quindi risultano 4 zone di sovrapposizione; con gli stessi elementi si può avere un **LIGHT RUNNER SYSTEM S** lungo fino a 5861 mm, 120 mm in più dai 5741 mm di partenza, adattando la lunghezza del **LIGHT RUNNER SYS STRUCTURE 100 S/C e del DIFFUSORE PC 100**.

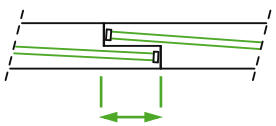

max possible overlap

How to assembly Light Runner System S and C

Per aiutare nella progettazione è a disposizione un apposito software gratuito sul sito www.treciluce.com/lrs
A free software is available on www.treciluce.com/lrs in order to help with the configuration
Ein Software ist auf www.treciluce.com/lrs zur Verfügung, um mit der Konfiguration zu helfen

www.treciluce.com/lrs

First define length, type and finish of the system.
Example: suspended version, length 5741 mm [e], anodized aluminium finish, not dimmable.

Structure:
First of all take a **END CAPS KIT S/C** art. **990000A.05**. Subtract the depth of the end caps (2 mm each)
Ex. 5741 – (2+2) = 5737 mm [f]

You need **LIGHT RUNNER SYS STRUCTURE 100 S/C** art. **988000A.05** for a length of 5,737 m. It is enough to have a **CONNECTION KIT** art. **992000A.00** every 2,25 m of structure. With a system longer than 6 m you will need 3 kits.

Diffuser:
The polycarbonate diffuser is one single piece 4 mm shorter than the structure [f].
*Ex. 5737 - 4 = 5733 mm. The **DIFFUSER PC 100** art. **985000A.00** is 5,733 m long.*

Electrification:
Subtract 2 mm from the structure length [f] as installation tolerance, in order to get the length of the lighting surface.
Ex. 5737 - 2 = 5735 mm [g]

There are 3 possible size of **LIGHT RUNNER SYS MODULE**, hence you have to choose the right ones to obtain the desired length, according to the formula:
L = m1 x 1471 + m2 x 1171 + m3 x 871 – [105 x (M – 1)] where:

- m1 is the number of pieces of LIGHT RUNNER SYS MODULE 147 with 1471 mm length
- m2 is the number of pieces of LIGHT RUNNER SYS MODULE 117 with 1171 mm length
- m3 is the number of pieces of LIGHT RUNNER SYS MODULE 87 with 871 mm length
- M is the total number of pieces of LIGHT RUNNER SYS MODULES, where M = m1 + m2 + m3

In this case:
5735 = 3 x 1471 + 0 x 1171 + 2 x 871 – [105 x (5-1)]
5735 = 4413 + 0 + 1742 – 420

You will need n. 3 pcs. **LIGHT RUNNER SYS MODULE 147** art. **997575A.00** and n. 2 pcs. **LIGHT RUNNER SYS MODULE 117** art. **997576A.00**. Then you need n. 2 **SUSPENSION KITS S TERMINAL** art. **994000E.00** for the two ends and a **SUSPENSION KITS S CENTRAL** art. **994000C.00** for each connection: just 1 piece in this case. Finally take a **FEEDING KIT 5 CORE S** art. **995000A.00** (each one loads max. 8 A, about 1480W).

These kits are not necessary for the ceiling-mounted version Light Runner System C.

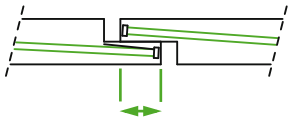

75 mm
min possible overlap

As you can see in the drawing, the **LIGHT RUNNER SYS MODULES** overlap 105 mm on each other. You can reduce this overlapping up to 30 mm maximum, to obtain 75 mm. In this case we have n. 5 pcs **LIGHT RUNNER SYS MODULE**, hence 4 overlapped areas; with the same numbers of modules we can have a 5861 mm long **LIGHT RUNNER SYSTEM S**, which is 120 mm longer than the original 5741 mm one, by adjusting the length of the **LIGHT RUNNER SYS STRUCTURE 100 S/C** and of the **DIFFUSER PC 100.**

Technical & Photometric data

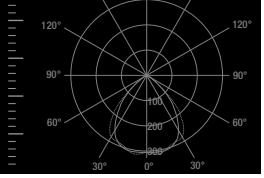

Light Runner **S**

Name	A mm in	B mm in
Light Runner 284 S	**2789** 109,80	**1600** 63,00
Light Runner 224 S	**2189** 86,18	**1600** 63,00
Light Runner 148 S	**1423** 56,02	**1600** 63,00
Light Runner 118 S	**1123** 44,21	**1600** 63,00
Light Runner 88 S	**823** 32,40	**1600** 63,00

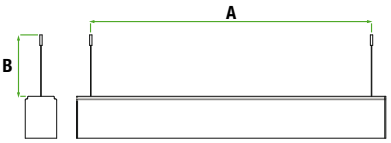

Light Runner **C**

Name	A mm in	B mm in
Light Runner 284 C	**42** 1,65	**27** 0,87
Light Runner 224 C	**42** 1,65	**27** 0,87
Light Runner 148 C	**42** 1,65	**27** 0,87
Light Runner 118 C	**42** 1,65	**27** 0,87
Light Runner 88 C	**42** 1,65	**27** 0,87



Light Runner **R**

Name	A mm in	B mm in	C mm in	D mm in
Light Runner 284 R	**2848** 112,12	**64** 2,52	**98** 3,85	**min 9,5 max 18** min 0,37 max 0,70
Light Runner 224 R	**2249** 88,54	**64** 2,52	**98** 3,85	**min 9,5 max 18** min 0,37 max 0,70
Light Runner 148 R	**1484** 58,42	**64** 2,52	**98** 3,85	**min 9,5 max 18** min 0,37 max 0,70
Light Runner 118 R	**1183** 46,57	**64** 2,52	**98** 3,85	**min 9,5 max 18** min 0,37 max 0,70
Light Runner 88 R	**883** 34,74	**64** 2,52	**98** 3,85	**min 9,5 max 18** min 0,37 max 0,70

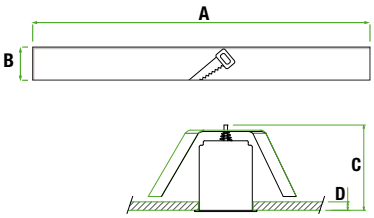

NB See note @ **page 22**

Light Runner **R-INT**

Name	A mm in	B mm in	C mm in	D mm in
Light Runner 284 R-INT	**2855** 112,40	**69** 2,71	**98** 3,85	**min 9,5 max 18** min 0,37 max 0,70
Light Runner 224 R-INT	**2256** 88,82	**69** 2,71	**98** 3,85	**min 9,5 max 18** min 0,37 max 0,70
Light Runner 148 R-INT	**1490** 58,66	**69** 2,71	**98** 3,85	**min 9,5 max 18** min 0,37 max 0,70
Light Runner 118 R-INT	**1190** 46,85	**69** 2,71	**98** 3,85	**min 9,5 max 18** min 0,37 max 0,70
Light Runner 88 R-INT	**890** 35,04	**69** 2,71	**98** 3,85	**min 9,5 max 18** min 0,37 max 0,70

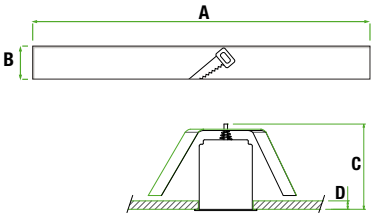

NB See note @ **page 23**

Technical & Photometric data

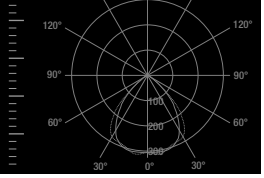

Light Runner System **S**

Name	A mm in	B mm in	C mm in
Light Runner Sys Structure 100 S	**40** 1,57	**25** 0,98	
Kit sospensione Suspension kit			**1600** 63,00

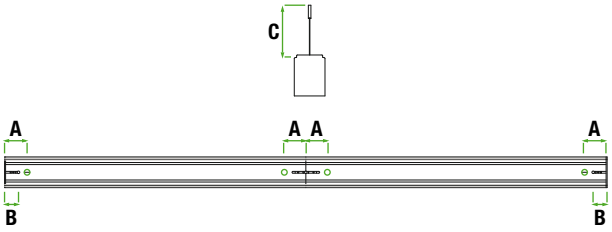

Light Runner System **C**

Name	A mm in	B mm in
Light Runner Sys Structure 100 C	**40** 1,57	**25** 0,98

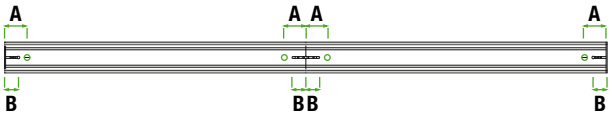

Light Runner System **R**

Name	A mm in	B mm in	C mm in	D mm in
Light Runner Sys Structure 100 R	**Lunghezza + 32 mm** Lenght + 1,26 in	**64** 2,52	**98** 3,85	**min 9,5 max 18** min 0,37 max 0,70

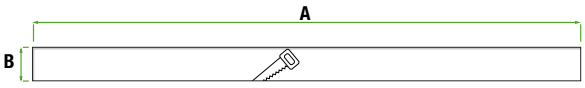

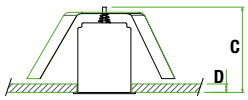

NB See note 2 @ **page 33**

Light Runner System **R-INT**

Name	A mm in	B mm in	C mm in	D mm in
Light Runner Sys Structure 100 R-INT	**Lunghezza + 39 mm** Lenght + 1,53 in	**69** 2,71	**98** 3,85	**min 9,5 max 18** min 0,37 max 0,70

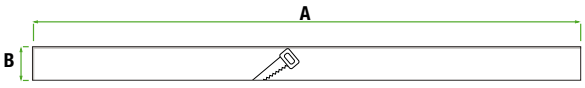

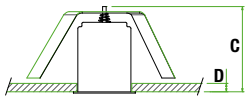

NB See note 2 @ **page 35**

Technical & Photometric data

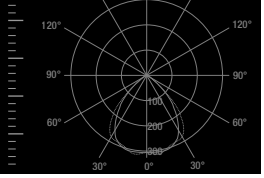

Light Runner 284 **S** Room3

T16
G5
2x35-49W

Height from eye level	H	
Room size	4H, 2H	
Reflectances (ceiling/walls/floor)	0,7/0,5/0,2	
Distance between luminaries	0,25H	
	2x35W	**2x49W**
UGR rendwise	19,1	20,0
UGR crosswise	19,1	20,0

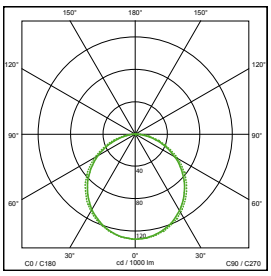

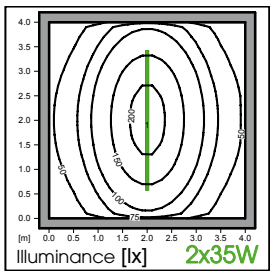

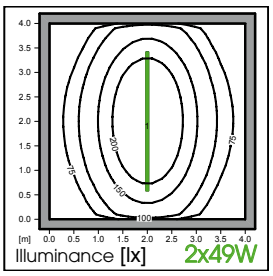

Light Runner 224 **S** Room3

T16
G5
2x28-54W

Height from eye level	H	
Room size	4H, 2H	
Reflectances (ceiling/walls/floor)	0,7/0,5/0,2	
Distance between luminaries	0,25H	
	2x28W	**2x54W**
UGR rendwise	19,1	21,0
UGR crosswise	19,1	21,0

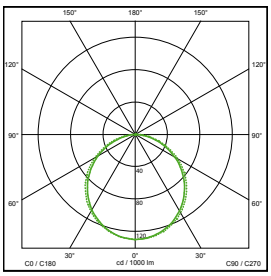

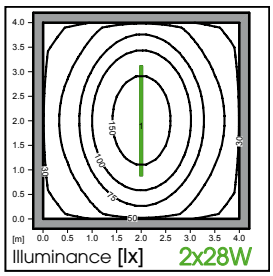

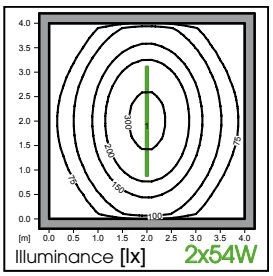

Light Runner 148 **S** Room3

T16
G5
35-49W

Height from eye level	H	
Room size	4H, 2H	
Reflectances (ceiling/walls/floor)	0,7/0,5/0,2	
Distance between luminaries	0,25H	
	35W	**49W**
UGR rendwise	19,0	19,9
UGR crosswise	19,0	19,9

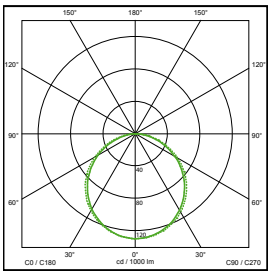

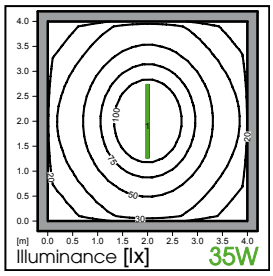

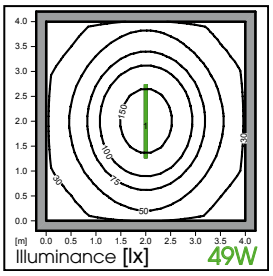

Light Runner 118 **S** Room3

T16
G5
28-54W

Height from eye level	H	
Room size	4H, 2H	
Reflectances (ceiling/walls/floor)	0,7/0,5/0,2	
Distance between luminaries	0,25H	
	28W	**54W**
UGR rendwise	19,0	20,8
UGR crosswise	19,0	20,8

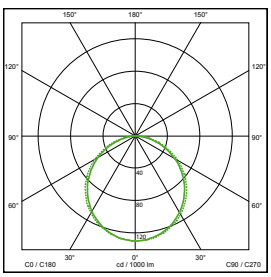

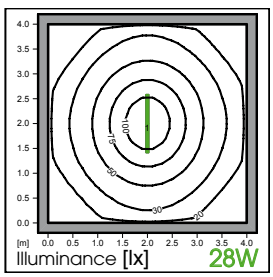

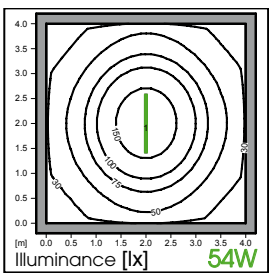

NB Room size @ **page 58**

Technical & Photometric data

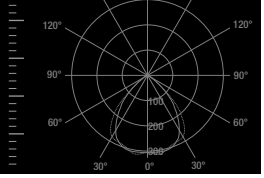

Light Runner 88 **S**

Room3

T16
G5
21-39W

Height from eye level	H	
Room size	4H, 2H	
Reflectances (ceiling/walls/floor)	0,7/0,5/0,2	
Distance between luminaries	0,25H	
	21W	**39W**
UGR rendwise	18,9	20,6
UGR crosswise	18,9	20,6

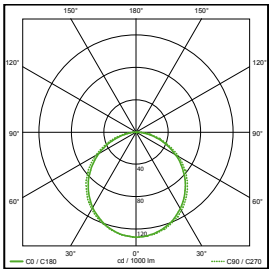

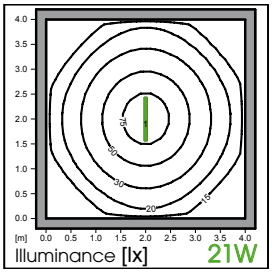

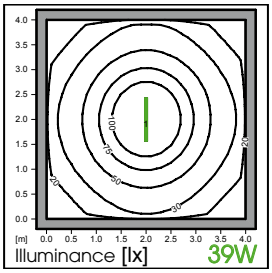

Light Runner 284 **C**

Room2

T16
G5
2x35-49W

Height from eye level	H	
Room size	4H, 2H	
Reflectances (ceiling/walls/floor)	0,7/0,5/0,2	
Distance between luminaries	0,25H	
	2x35W	**2x49W**
UGR rendwise	19,1	20,0
UGR crosswise	19,1	20,0

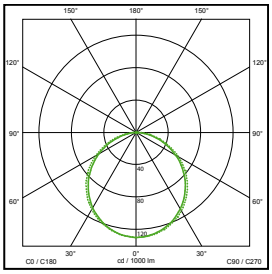

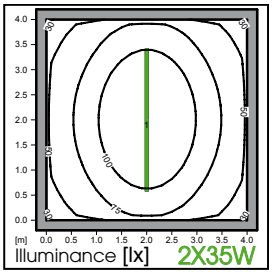

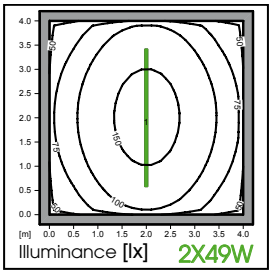

Light Runner 224 **C**

Room2

T16
G5
2x28-54W

Height from eye level	H	
Room size	4H, 2H	
Reflectances (ceiling/walls/floor)	0,7/0,5/0,2	
Distance between luminaries	0,25H	
	2x28W	**2x54W**
UGR rendwise	19,1	21,0
UGR crosswise	19,1	21,0

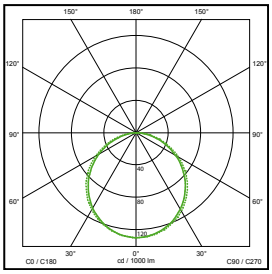

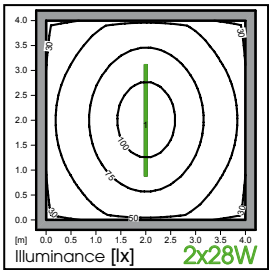

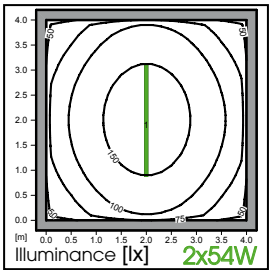

Light Runner 148 **C**

Room2

T16
G5
35-49W

Height from eye level	H	
Room size	4H, 2H	
Reflectances (ceiling/walls/floor)	0,7/0,5/0,2	
Distance between luminaries	0,25H	
	35W	**49W**
UGR rendwise	19,0	19,9
UGR crosswise	19,0	19,9

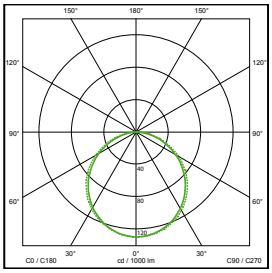

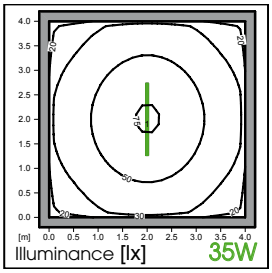

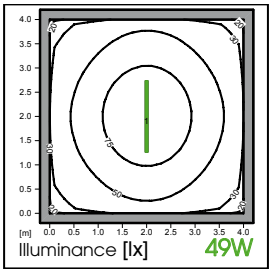

NB Room size @ **page 58**

Technical & Photometric data

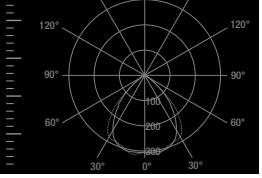

Light Runner 118 **C** Room2

T16
G5
28-54W

Height from eye level	H	
Room size	4H, 2H	
Reflectances (ceiling/walls/floor)	0,7/0,5/0,2	
Distance between luminaries	0,25H	
	28W	**54W**
UGR rendwise	19,0	20,8
UGR crosswise	19,0	20,8

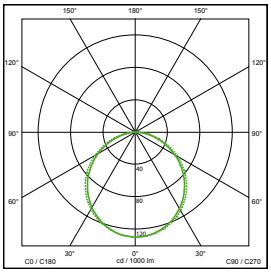

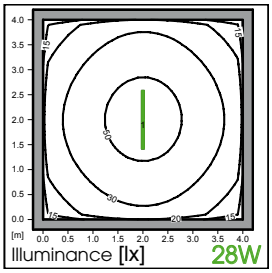

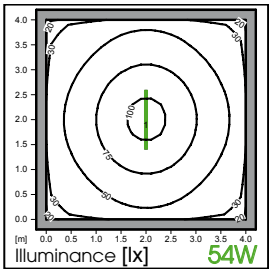

Light Runner 88 **C** Room2

T16
G5
21-39W

Height from eye level	H	
Room size	4H, 2H	
Reflectances (ceiling/walls/floor)	0,7/0,5/0,2	
Distance between luminaries	0,25H	
	21W	**39W**
UGR rendwise	18,9	20,6
UGR crosswise	18,9	20,6

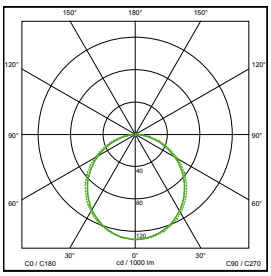

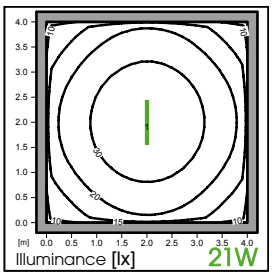

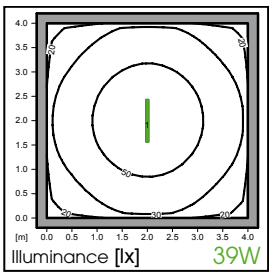

Light Runner 284 **R** e **R-INT** Room2

T16
G5
2x35-49W

Height from eye level	H	
Room size	4H, 2H	
Reflectances (ceiling/walls/floor)	0,7/0,5/0,2	
Distance between luminaries	0,25H	
	2x35W	**2x49W**
UGR rendwise **R**	19,1	20,1
UGR crosswise **R**	19,1	20,1

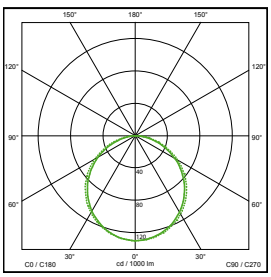

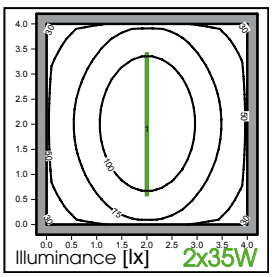

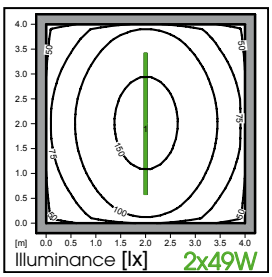

Light Runner 224 **R** e **R-INT** Room2

T16
G5
2x28-54W

Height from eye level	H	
Room size	4H, 2H	
Reflectances (ceiling/walls/floor)	0,7/0,5/0,2	
Distance between luminaries	0,25H	
	2x28W	**2x54W**
UGR rendwise	19,1	21,0
UGR crosswise	19,1	21,0

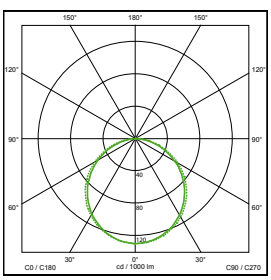

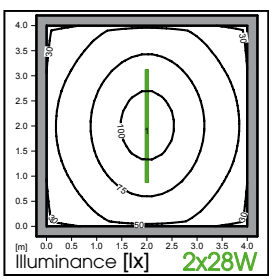

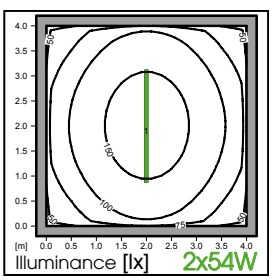

NB Room size @ **page 58**

Technical & Photometric data

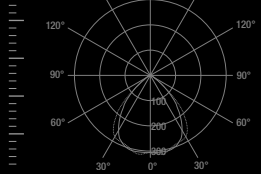

Light Runner 148 **R** e **R-INT** — Room2

T16
G5
35-49W

Height from eye level	H	
Room size	4H, 2H	
Reflectances (ceiling/walls/floor)	0,7/0,5/0,2	
Distance between luminaries	0,25H	
	35W	**49W**
UGR rendwise	19,0	20,0
UGR crosswise	19,0	19,9

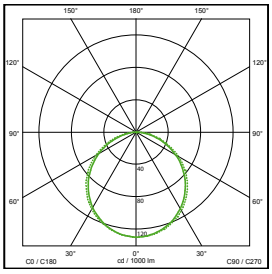

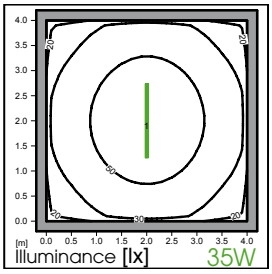

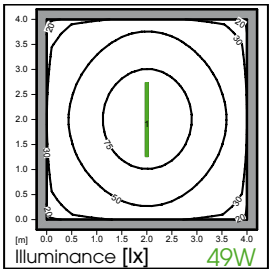

Light Runner 118 **R** e **R-INT** — Room2

T16
G5
28-54W

Height from eye level	H	
Room size	4H, 2H	
Reflectances (ceiling/walls/floor)	0,7/0,5/0,2	
Distance between luminaries	0,25H	
	28W	**54W**
UGR rendwise	19,0	20,9
UGR crosswise	19,0	20,9

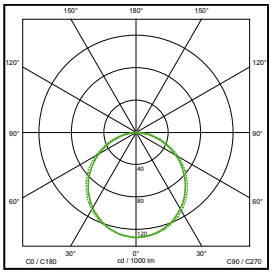

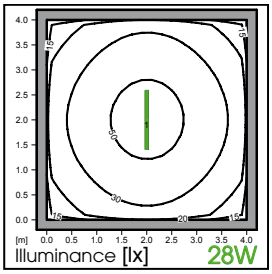

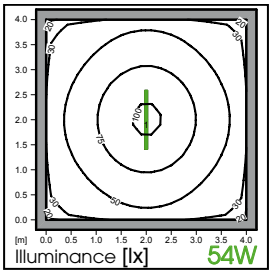

Light Runner 88 **R** e **R-INT** — Room2

T16
G5
21-39W

Height from eye level	H	
Room size	4H, 2H	
Reflectances (ceiling/walls/floor)	0,7/0,5/0,2	
Distance between luminaries	0,25H	
	21W	**39W**
UGR rendwise	19,0	20,7
UGR crosswise	19,0	20,7

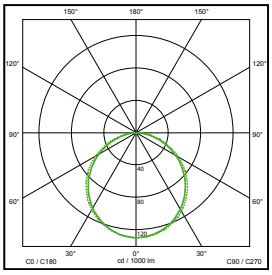

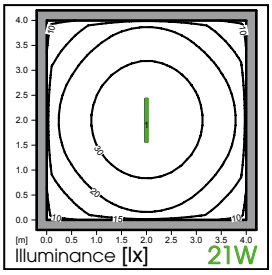

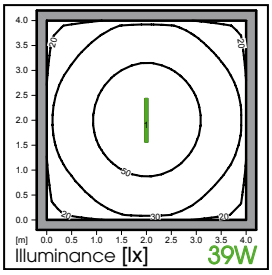

Light Runner Sys Module 148 **S** — Room3

T16
G5
35-49W

Height from eye level	H	
Room size	4H, 2H	
Reflectances (ceiling/walls/floor)	0,7/0,5/0,2	
Distance between luminaries	0,25H	
	35W	**49W**
UGR rendwise	19,0	19,9
UGR crosswise	19,0	19,9

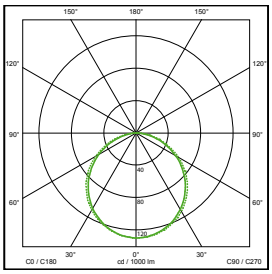

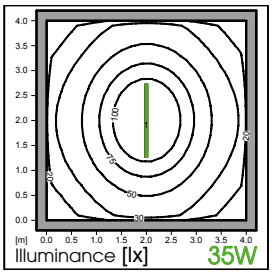

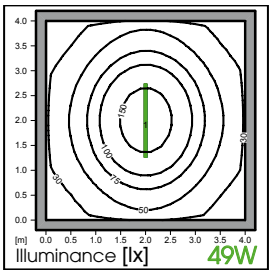

NB Room size @ page 58

Technical & Photometric data

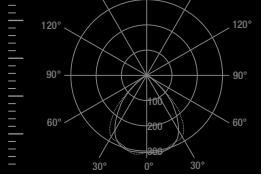

Light Runner Sys Module 118 **S**

Room3

T16
G5
28-54W

Height from eye level	H	
Room size	4H, 2H	
Reflectances (ceiling/walls/floor)	0,7/0,5/0,2	
Distance between luminaries	0,25H	
	28W	**54W**
UGR rendwise	19,0	20,8
UGR crosswise	19,0	20,8

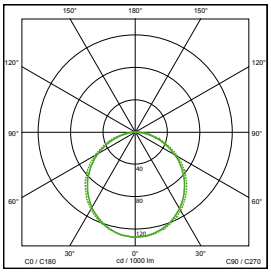

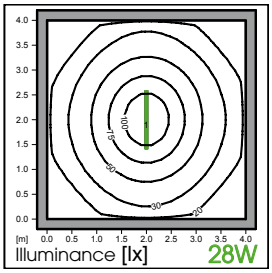

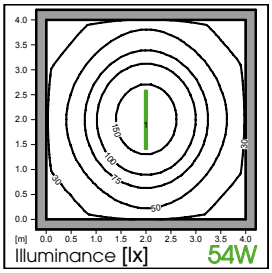

Light Runner Sys Module 88 **S**

Room3

T16
G5
21-39W

Height from eye level	H	
Room size	4H, 2H	
Reflectances (ceiling/walls/floor)	0,7/0,5/0,2	
Distance between luminaries	0,25H	
	21W	**39W**
UGR rendwise	18,9	20,6
UGR crosswise	18,9	20,6

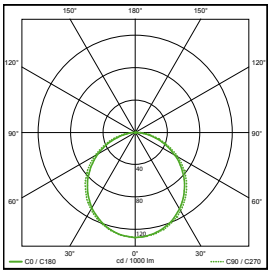

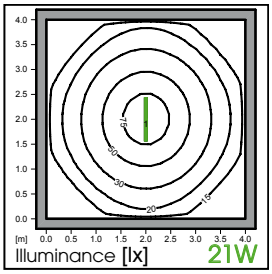

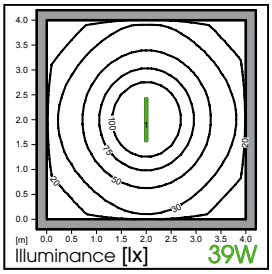

Light Runner Sys Module 148 **C**

Room2

T16
G5
35-49W

Height from eye level	H	
Room size	4H, 2H	
Reflectances (ceiling/walls/floor)	0,7/0,5/0,2	
Distance between luminaries	0,25H	
	35W	**49W**
UGR rendwise	19,0	19,9
UGR crosswise	19,0	19,9

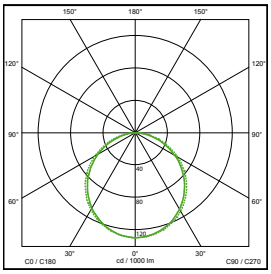

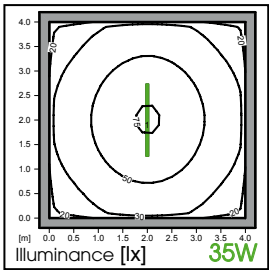

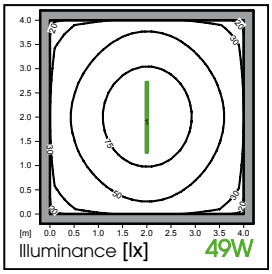

Light Runner Sys Module 118 **C**

Room2

T16
G5
28-54W

Height from eye level	H	
Room size	4H, 2H	
Reflectances (ceiling/walls/floor)	0,7/0,5/0,2	
Distance between luminaries	0,25H	
	28W	**54W**
UGR rendwise	19,0	20,8
UGR crosswise	19,0	20,8

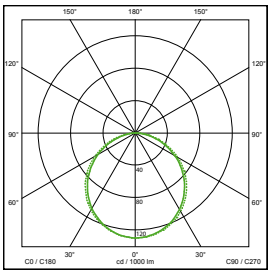

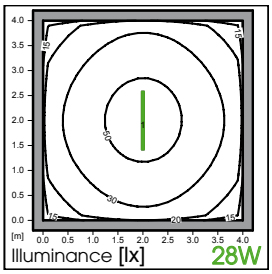

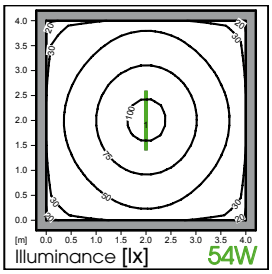

NB Room size @ **page 58**

Technical & Photometric data

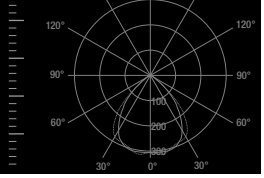

Light Runner Sys Module 88 **C**

Room2

T16
G5
21-39W

Height from eye level	H	
Room size	4H, 2H	
Reflectances (ceiling/walls/floor)	0,7/0,5/0,2	
Distance between luminaries	0,25H	
	21W	**39W**
UGR rendwise	18,9	20,6
UGR crosswise	18,9	20,6

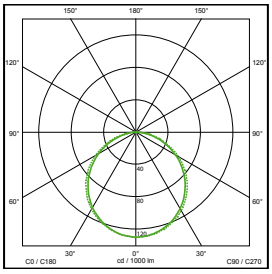

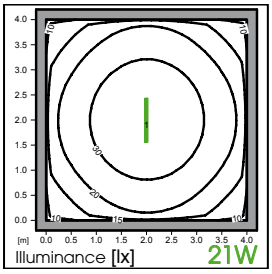

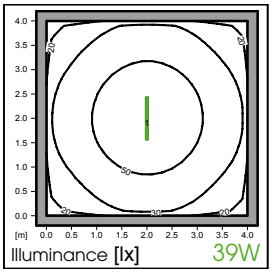

Light Runner Sys Module 148 **R** e **R-INT**

Room2

T16
G5
35-49W

Height from eye level	H	
Room size	4H, 2H	
Reflectances (ceiling/walls/floor)	0,7/0,5/0,2	
Distance between luminaries	0,25H	
	35W	**49W**
UGR rendwise	19,0	20,0
UGR crosswise	19,0	19,9

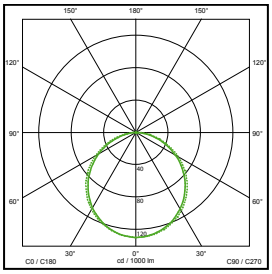

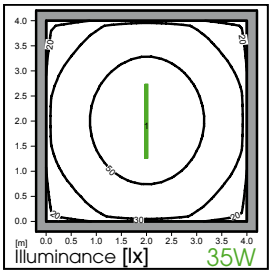

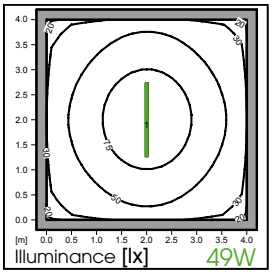

Light Runner Sys Module 118 **R** e **R-INT**

Room2

T16
G5
28-54W

Height from eye level	H	
Room size	4H, 2H	
Reflectances (ceiling/walls/floor)	0,7/0,5/0,2	
Distance between luminaries	0,25H	
	28W	**54W**
UGR rendwise	19,0	20,9
UGR crosswise	19,0	20,9

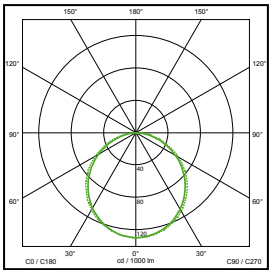

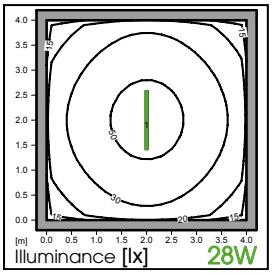

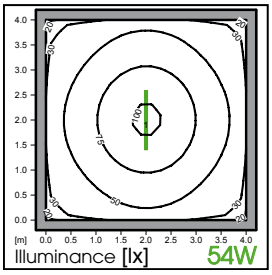

Light Runner Sys Module 88 **R** e **R-INT**

Room2

T16
G5
21-39W

Height from eye level	H	
Room size	4H, 2H	
Reflectances (ceiling/walls/floor)	0,7/0,5/0,2	
Distance between luminaries	0,25H	
	21W	**39W**
UGR rendwise	19,0	20,7
UGR crosswise	19,0	20,7

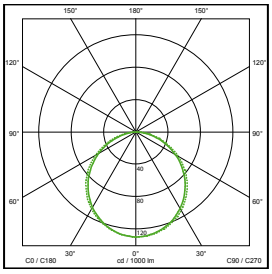

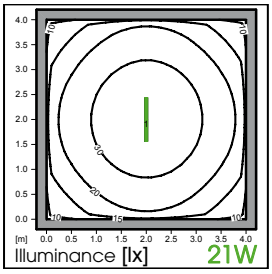

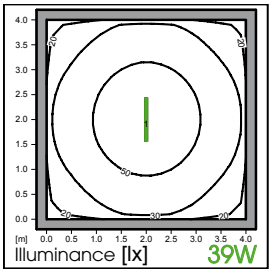

NB Room size @ **page 58**

Light

Tre Ci Luce

Tienda, Proyectos y Distribución

MasterCard VISA PayPal

Lighting Shop
www.Select-Light.com

+34 902 995 715

select Light